



1st Grade Packet

Digraphs *CH, SH, WH, and PH*

Name: _____

Welcome to the *Reading Horizons Discovery*® Weekly Student Packet! In this packet, you'll find activities that students can do independently along with some activities that require the help of a fluent reader.

Guided Practice Activities

These activities need to be completed with the help of a fluent reader.

Homework Pages

Each Homework Page includes a concise overview of what was covered in that week of instruction. This information can serve as a review for the student and as a synopsis for anyone assisting in the home. This skill review was not designed to be reading practice for the student. Each square in the Tic-Tac-Toe design of the page includes instructions for the student. A fluent reader should be available to assist in reading these instructions if necessary.

Building Words Activities

The student should cut out the accompanying letter cards. A fluent reader should read the Building Words Activity script aloud to the student while the student uses the cards to spell the words. The letter cards include both upper- and lowercase letters. Encourage the student to practice proper capitalization by only using the uppercase letters when necessary.

Independent Practice Activities

These activities are designed to allow the student to complete them independently. In some cases, small portions of the activities below (like instructions) may require minimal involvement by a fluent reader.

Cloze Passages

The student should use the words on the second page of the activity to fill in the blanks on the first page. The passages are designed to include only words that students have learned the necessary skills to read independently.

Building Words Transfer Cards

The Building Words Transfer Card uses words from the Building Words Activity in sentences designed to help students practice reading skills.

Practice Pages

Instructions at the top may need to be read to the student.

Sort and Spell Activities

Sort and Spell activities include three parts: the Word Sort, Fill-in-the-Blank Sentences, and Word Sort Questions. The Word Sort Questions are designed to challenge the student to think critically, so many of these questions will need to be read to the student. The other parts are designed for independent practice.

In the Word Sort, the words can be cut out and moved into the appropriate columns on the sort page. The student could also use the words in the bank as a reference and write the words into the correct columns. The student should use the words from the sort to complete the Fill-in-the-Blank sentences.

Happy Reading and Spelling!

The Reading Horizons Team


For more information, contact your teacher at _____.

Weekly Spelling Homework

Name _____ Date _____

(Form B) Spelling LESSON WEEK 11: Digraphs *CH, SH, WH, and PH*

Spelling Skill: Digraphs are two consonants together that spell one sound. The spelling for the sound /ch/ is *ch* (e.g., *chat*). The spelling for the sound /sh/ is *sh* (e.g., *dish*). If a word ends in a *ch* or *sh* Digraph, the ending *-es* must be added to make a plural (e.g., *dishes*). The *wh* Digraph used to be pronounced /hw/, but in many American dialects, the *wh* spelling now represents the sound of *w* (e.g., *when*). The Digraph *ph* (as in *graph*) is a new spelling for the consonant sound /f/, but /f/ is usually spelled *f* or *ff*.

Example Word	<u>Word Bank</u>			
	Skill Words			Most Common Words
ship  ships	+ship	flash	which	the
	much	chat	+lunch	we
	+shed	hush	+lash	has
	chop	when	ash	her
	slush	+whisk	crunch	there

The plus sign (+) is seen in front of words that can be made into a plural by adding the suffixes *-s* or *-es*. When practicing spelling words with suffixes, prove the root word first, rewrite the word with the suffix, and then underline the suffix.

Spelling Tic Tac Toe

Using words from the word bank above, complete at least 3 squares in a row. Show your work on the back of this page in the corresponding squares (e.g., if you choose to complete the activity in square 1, write your response in the grid on the back of this page in the square with the number 1). Return this page to your teacher.

1. Spell and mark one skill word from the word bank.	2. Write each word from the word bank that has the <i>wh</i> Digraph, and then read each word.	3. Spell and mark one skill word from the word bank.
4. Write three words from the word bank that end with the <i>ch</i> Digraph, and then read each word.	5. Spell and mark two skill words from the word bank.	6. Write three skill words from the word bank with the <i>sh</i> Digraph, and then circle the Digraph in each word.
7. Spell and mark one skill word from the word bank.	8. Write a word from the word bank with a plus sign(+), and make it plural by adding <i>-s</i> or <i>-es</i> .	9. Spell and mark one skill word from the word bank.

1.	2.	3.
4.	5.	6.
7.	8.	9.

Review Activities Lesson Week 11

Building Words

Review Activity for Spelling Lesson Week 11

Digraphs **CH**, **SH**, **WH**, and **PH**

A	E	U	I	F	G	M	N
P	R	Ch	Ph	Sh	Wh		

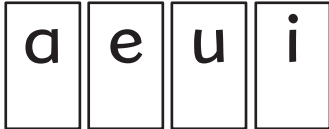
n m g f i u e a
wh sh ph ch r p

Review Activities Lesson Week 11

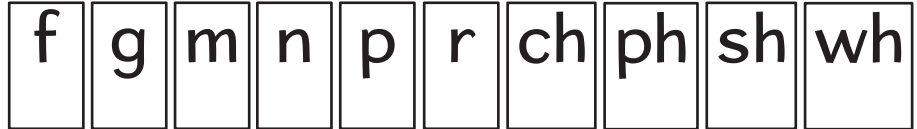
Building Words Review Activity for Spelling Lesson Week 11 Digraphs CH, SH, WH, and PH

42 Sounds Cards (one of the following for each student):

Vowels



Consonants



Skill Review

For skill information, see Grade 1 Instructor Cards for Spelling Lesson Week 11.

Building Words

Let's start by spelling words that end with a Digraph, using the sound cards.

1. Spell the word **fish**. The *fish* swam in the pond.
2. Keep the same Digraph, and spell the word **rush**. She is in a *rush* to get to class.
3. Keep the same vowel sound, and spell the word **much**. He feels *much* better now.

Now let's spell some words that begin with Digraphs.

4. Use the Digraph from *much* to spell the word **chap**. My uncle is a friendly *chap*.
5. Change the vowel sound in *chap* to spell the word **chip**. Can I eat the last chocolate *chip*?
6. Change the Digraph in *chip* to spell the word **ship**. The *ship* sailed along the coast.
7. Spell the word **when**. She will call us *when* the plane lands.
8. Use the same Digraph to spell the word **whim**. A *whim* is an unplanned idea. We went to the movies on a *whim*.
9. The next word has a Blend at the beginning and a Digraph at the end. Spell the word **graph**. We made a *graph* in science class.
10. This word has one Digraph at the beginning and another Digraph at the end. Spell the word **which**. Can you help me choose *which* book to read?

Beat the Clock

Ask students to use the sound cards from this lesson to form as many words as they can in a specific amount of time (1-5 minutes depending on the needs of your students and available time).

Bonus Activity

Have students write one sentence using as many words from the lesson as they can.

Transfer

Have students read the words and the sentence from Building Words Transfer Card Lesson Week 11. Check for accuracy and automaticity.

Reading Horizons Discovery® Spelling Lesson Week 11
Cloze Passage 1

Name _____ Date _____

Ralph

One day, _____ Ralph went to the pond to _____

some fresh _____, there was a big wind. _____!

A tree fell on his bench. It was _____ a mess!

“It looks like I will have to make a new _____,” said _____.



Reading Horizons Discovery® Spelling Lesson Week 11
Cloze Passage 1
Digraphs CH, SH, WH, and PH

bench catch Crash fish

Ralph such when

Spelling Lesson Week 11

Building Words Transfer Card 1

Words:

fish	rush	much	chap	chip
ship	when	whim	graph	which

Sentence:

When will we chop the fresh fish?

Name _____

Digraphs are two consonants that make one sound. They are marked with an arc: ch (*chat*), sh (*ship*), wh (*whip*), and ph (*graph*).

Lesson 28: Digraphs CH, SH, WH, and PH

Write and mark each Digraph two times. Say the sound of each Digraph. Then mark and read the words that follow. The first words have been done for you.

ch

sh

wh

^f
ph

ch_xat

sh_xut

wh_xen

^f
ph_xgraph

chest

cash

whiff

much

brush

wham

lunch

shaft

which

Reading Horizons Discovery® Spelling Lesson Week 11
Sort and Spell 1

Digraphs CH, SH, WH, PH			
CH	SH	WH	PH

Word Bank

chat	chip
fish	fresh
graph	shop
such	trash
when	which

Page intentionally left blank.

Name _____ Date _____

Using the words in the Word Sort, fill in the blanks to complete the sentences below.

1. Rich fed his cat _____ fish.

2. We had _____ a fun time!

3. _____ can we shop at the mall?

Name _____ Date _____

Using the words in the Word Sort, answer the questions below.

1. How many words in the sort end with a Digraph?

2. Write the word in the sort that rhymes with *splash*.
