



# 1<sup>st</sup> Grade Packet

## Answer Key

Letter Group 1

Letter Group 2

## Weekly Spelling Homework - Answer Key

# (Form A) LESSON WEEK 1: Letter Group 1 and Letter Group 2

### Decoded Skill Words

l<sub>x</sub>ad

b<sub>x</sub>ad

h<sub>x</sub>ad

l<sub>x</sub>eg

j<sub>x</sub>am

d<sub>x</sub>ad

j<sub>x</sub>ab

f<sub>x</sub>ed

l<sub>x</sub>ag

h<sub>x</sub>em

g<sub>x</sub>ab

h<sub>x</sub>am

### Spelling Tic Tac Toe

1. Any marked word from the bank above is correct.	2. Any three alphabetized words from the word bank are correct.  bad dad fed gab had ham hem jab jam lad lag leg of the	3. Any marked word from the bank above is correct.
4. Either word below is correct.  of the	5. Any marked word from the bank above is correct.	6. Any three words below are correct.  bad had lad dad
7. Any marked word from the bank above is correct.	8. A correct answer will include any word from the word bank and a picture to illustrate its meaning.	9. Any marked word from the bank above is correct.


**Reading Horizons Discovery® Spelling Lesson Week 1**  
**Cloze Passage 1**

Name \_\_\_\_\_ Date \_\_\_\_\_

**Dad and Bab**

Dad had ham. And Dad fed Bab ham. Dad had jam.

And Dad fed Bab a dab of jam.



**Reading Horizons Discovery® Spelling Lesson Week 1**  
**Cloze Passage 1**  
**Letter Groups 1 and 2**

d a b  
x

f e d  
x

h a m  
x


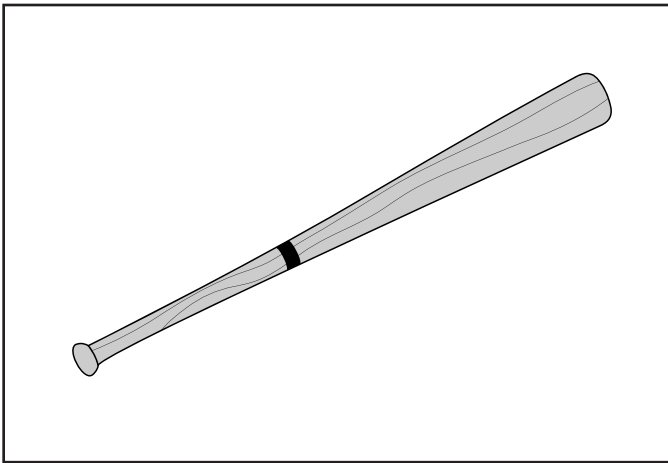
j a m  
x

Name \_\_\_\_\_

This activity provides practice with the sounds of the consonants in Letter Group 1.



### Lesson 1: Letter Group 1

Draw a picture of something that begins with the letter you see on the line. Write the letter three more times. The first letter has been done for you.



b b b b b

g g g g g g



f f f f f f

d d d d d d

Name \_\_\_\_\_

The name of this letter is *d*. *D* is a consonant. The sound of *d* is /d/, as in *dug*. The sound of the *dg* slide is /da/, as in *dad*.

### Lesson 1: Letter Group 1

Write a whole row of the consonant *d* in uppercase letters and whole row in lowercase letters. Then write several slides, and mark each slide with a slide arrow. Say the name and sound of the letter each time you write it.

D D D D D D D D D D

d d d d d d d d d d

D d D D D D D D D

d d d d d d d d d d

D d Dd Dd Dd Dd Dd

da da da da da da da

da da da da da da da

fa fa fa fa fa fa fa

ba ba ba ba ba ba ba

Name \_\_\_\_\_

This activity provides a review of the letters in Letter Groups 1 and 2 using slides and words.

### Lesson 6: Letter Group 2

Read the following letters two times. First, read the letter names. Then say the letter sounds. Circle all of the uppercase letters: ○. Put a box around all of the lowercase letters: □. The first two letters have been done for you.

○ J

□ e

○ H

○ L

□ j

□ m

□ l

□ h

○ M

□ b

Read the slide and then the word. Write the word in the space below the word, and mark the vowel with an x.

le  
→

led  
x

led  
x

ja  
→

jam  
x

jam  
x

me  
→

Meg  
x

Meg  
x

la  
→

lab  
x

lab  
x

be  
→

bed  
x

bed  
x

da  
→

dad  
x

dad  
x

Name \_\_\_\_\_

Uppercase letters (or capitals) are used to begin names. Sentences begin with a capital letter and end with a period.

## Lesson 6: Letter Group 2

Write each sentence. Remember the uppercase letter at the beginning and the period (.) at the end! Then read each sentence.

Meg has a bad leg.

*Meg has a bad leg.*

Put the egg in my bag.

*Put the egg in my bag.*

Dad and I have jam.

*Dad and I have jam.*

I see Jed and Meg.

*I see Jed and Meg.*



*Reading Horizons Discovery*® Spelling Lesson Week 1  
Sort and Spell 1

<b>Vowel Sounds A and E</b>	
<b>a</b>	<b>e</b>
lab	Jed
jam	leg
bad	Jeb
lad	Meg
mad	beg

Name \_\_\_\_\_ Date \_\_\_\_\_

Using the words in the Word Bank, fill in the blanks to complete the sentences below.

1. Jeb is in the lab.

2. Meg had a bad leg.

3. Jed is a lad.

Name \_\_\_\_\_ Date \_\_\_\_\_

Using the words in the Word Sort, answer the question below.

1. Which word from the sort rhymes with the word *dab*? **lab**