



2nd Grade Packet

Phonetic Skill 5
Spelling with -k

Name: _____

Welcome to the *Reading Horizons Discovery*® Weekly Student Packet! In this packet, you'll find activities that students can do independently along with some activities that require the help of a fluent reader.

Guided Practice Activities

These activities need to be completed with the help of a fluent reader.

Homework Pages

Each Homework Page includes a concise overview of what was covered in that week of instruction. This information can serve as a review for the student and as a synopsis for anyone assisting in the home. This skill review was not designed to be reading practice for the student. Each square in the Tic-Tac-Toe design of the page includes instructions for the student. A fluent reader should be available to assist in reading these instructions if necessary.

Building Words Activities

The student should cut out the accompanying letter cards. A fluent reader should read the Building Words Activity script aloud to the student while the student uses the cards to spell the words. The letter cards include both upper- and lowercase letters. Encourage the student to practice proper capitalization by only using the uppercase letters when necessary.

Independent Practice Activities

These activities are designed to allow the student to complete them independently. In some cases, small portions of the activities below (like instructions) may require minimal involvement by a fluent reader.

Cloze Passages

The student should use the words on the second page of the activity to fill in the blanks on the first page. The passages are designed to include only words that students have learned the necessary skills to read independently.

Building Words Transfer Cards

The Building Words Transfer Card uses words from the Building Words Activity in sentences designed to help students practice reading skills.

Practice Pages

Instructions at the top may need to be read to the student.

Sort and Spell Activities

Sort and Spell activities include three parts: the Word Sort, Fill-in-the-Blank Sentences, and Word Sort Questions. The Word Sort Questions are designed to challenge the student to think critically, so many of these questions will need to be read to the student. The other parts are designed for independent practice.

In the Word Sort, the words can be cut out and moved into the appropriate columns on the sort page. The student could also use the words in the bank as a reference and write the words into the correct columns. The student should use the words from the sort to complete the Fill-in-the-Blank sentences.

Happy Reading and Spelling!

The Reading Horizons Team


For more information, contact your teacher at _____.

Weekly Spelling Homework

Name _____ Date _____

(Form A) LESSON WEEK 13: Phonetic Skill 5; Spelling with -K

Spelling Skill: Phonetic Skill 5: When some vowel combinations are adjacent, the second vowel is silent, and the first vowel is long. These are the nine most common adjacent vowel combinations: *ai, ay, ea, ee, oa, oe, ui, ue, ie*. Use these combinations at the beginning of words: *ai, ea, oa*. Use these combinations in the middle of words: *ai, ea, ee, oa, ui*. Use these combinations at the end of words: *ay, ea, ee, oe, ue, ie*. Spelling with -K: When the /k/ sound comes after beginning or middle adjacent vowel spellings *ea, ee, or oa*, spell the /k/ sound with the letter -k.

Example Word	<u>Word Bank</u> Skill Words	Most Common Words
	clean loan jail wheat tie chain groan way fruit quaint soak glee speak suit mail	work people good said our

Spelling Tic Tac Toe

Using words from the word bank above, complete at least 3 squares in a row. Show your work on the back of this page in the corresponding squares (e.g., if you choose to complete the activity in square 1, write your response in the grid on the back of this page in the square with the number 1). Return this page to your teacher.

1. Spell and prove two skill words from the word bank.	2. Write down at least two pairs of skill words from the word bank that have the same vowel sound.	3. Spell and prove two skill words from the word bank.
4. Write a sentence using at least two skill words and one MCW from the word bank.	5. Spell and prove three skill words from the word bank.	6. Spell and prove two words in the word bank that end with the letter <i>k</i> .
7. Spell and prove two skill words from the word bank.	8. Write one skill word from the word bank, and draw a picture to illustrate the meaning of the word.	9. Spell and prove two skill words from the word bank.

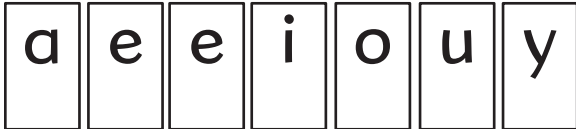
1.	2.	3.
4.	5.	6.
7.	8.	9.

Review Activities Lesson Week 13

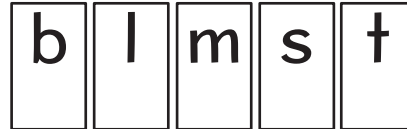
Building Words Review Activity for Spelling Lesson Week 13 Part 1 of 2, Phonetic Skill 5

42 Sounds Cards (one of the following for each student):

Vowels



Consonants



Skill Review

For skill information, see Instructor Cards for Spelling Lesson Week 13.

Building Words

Let's spell words that follow Phonetic Skill 5.

1. Spell the word **mail**. I will put your letter in the *mail* today.
2. Spell the word **toe**. Dip your *toe* in the water to see if it is cold.
3. Now spell the word **sea**. A *sea* is a body of water that is smaller than an ocean.
4. Spell the word **eat**. What is your favorite thing to *eat*?
5. Spell the word **boat**. They went out on the lake in a *boat* to fish.
6. Now spell the word **suit**. He bought a new *suit*.
7. Spell the word **may**. *May* we have dessert if we finish all of our dinner?
8. Spell the word **see**. I can *see* the planet Mars!
9. Spell the word **blue**. My favorite color is *blue*.
10. Spell the word **tie**. I need to *tie* my shoe.

Beat the Clock

Ask students to use the sound cards from this lesson to form as many words as they can in a specific amount of time (1-5 minutes depending on the needs of your students and available time). As an alternative, have students write as many words as they can using the letters in this lesson.

Bonus Activity

Have students write a sentence using the words *see* and *sea* from the lesson.

Transfer

Have students read the words and the sentence from Building Words Transfer Card Lesson Week 13 Part 1. Check for accuracy and automaticity.

Review Activities Lesson Week 13

Building Words Review Activity for Spelling Lesson Week 13 Part 1 of 2, Phonetic Skill 5

A	E	E	I	O	U	Y	B
L	M	S	T				

**b y u o i e e a
n y o n y q**

**l w s t
m l**

Reading Horizons Discovery® Spelling Lesson Week 13
Cloze Passage 1

Name _____ Date _____


Based on *Reading Horizons Discovery® Little Book "Parts of a Ship"*

Deck: the place on a ship where people stroll, _____, eat, or look at the _____

Hatch: a door on the deck. It is where people _____ things. It needs to be shut when it _____ or things will get _____.

Aft: the _____ end or back of the ship.

Hull: the _____ frame of the ship. It helps the ship _____. It would be a bad place to see a _____.



Reading Horizons Discovery® Spelling Lesson Week 13

Cloze Passage 1

Phonetic Skill 5 Word Bank

load

sea

main

leak

tail

read

float

rains

soaked

Spelling Lesson Week 13

Building Words Transfer Card 1 of 2

Phonetic Skill 5

Words:

mail	toe	sea	eat	boat
suit	may	see	blue	tie


Sentence:

I will mail you a blue tie to go with your suit.


Name _____

Phonetic Skill 5: When two vowels are adjacent, the second vowel is silent, and the first vowel is long.

Lesson 50: Phonetic Skill 5

1. Work, left to right, under the word, marking Blends and vowels:  x x .



2. When vowels are adjacent, mark the second one silent:  .



3. Mark the first vowel long:  .



4. Read the word.

Prove and read these words, using Phonetic Skill 5. The first two have been done for you.





fruit

boat

green

snail

suit

float

train

sweep

glue

foam

brain

street

blue

Name _____

There are many ways to spell words with the ending sound /k/. Here are two ways: *ke* and *k*.

Lesson 52: Spelling with -K

Silent *e* words end in *ke*. Prove and read the following words. The first word is done for you.

rake
x *
|

like

snake

brake

smoke

make

Adjacent vowel words end in just *k*. Prove and read the following words. The first word is done for you.

week
x *
|

speak

leak

oak

beak

mEEK

Single-syllable words that have an *-nk* Special Vowel Combination or have *l* as an additional guardian end in *k*. Prove and read these words. The first two have been done for you.

pink
x

mil^lk
x * *

trunk

bunk

drink

silk

Reading Horizons Discovery® Spelling Lesson Week 13
Sort and Spell 2

Words Ending with -K		
Phonetic Skill 5 Words That End with -K	Words with Special Vowel Combinations That End in -K	Words with Blends That End with -K

Word Bank

ask

bank

beak

bunk

croak

desk

drank

mask

milk

oak

sink

weak

week

whisk

Page intentionally left blank.

Name _____ Date _____

Using the words in the Word Sort, fill in the blanks to complete the sentences below.

1. Will that pen float or _____?

2. The twins have new _____ beds.

3. It is time to clean your _____.

4. That is an _____ tree.

5. I will _____ my Dad if we can go fishing.

6. I _____ a glass of cold milk.

7. What day of the _____ is it?

8. The frogs at the pond _____ all night.

9. We can cash the check at the _____.

10. The next step is to _____ the eggs.

Name _____ Date _____

Using the words in the Word Sort, answer the questions below.

1. How many words follow the pattern of Phonetic Skill 5? _____

2. How many words have Special Vowel Combinations?

3. What do the words in the last column have in common? _____

Word Bank

beast

claim

coat

cube

fast

glob

graph

home

juice

lake

no

pay

squint

we

white

Page intentionally left blank.

Reading Horizons Discovery® Spelling Lesson Week 13
Sort and Spell 3

5 Phonetic Skills		
Phonetic Skill 1 Words	Phonetic Skill 2 Words	Phonetic Skill 3 Words
Phonetic Skill 4 Words	Phonetic Skill 5 Words	

Name _____ Date _____

Using the words in the Word Sort, fill in the blanks to complete the sentences below.

1. There is a _____ of glue on your desk.

2. Have you ever seen a black and _____ TV?

3. _____ are going to a play with our class.

4. Do you like grape _____?

5. You only have to _____ ten cents to get a new pen.

6. Put on your _____ if it gets cold.

7. She is a _____ runner.

Name _____ Date _____

Using the words in the Word Sort, answer the questions below.

1. How many words in the sort have adjacent vowels?

2. How many words in the sort have a short vowel sound? _____

3. Write three words from the sort that have a long o sound. _____

