



2nd Grade Packet

More Digraphs

Digraph Words with Plural Endings

Multisyllabic Words with Digraphs

Name: _____

Welcome to the *Reading Horizons Discovery*® Weekly Student Packet! In this packet, you'll find activities that students can do independently along with some activities that require the help of a fluent reader.

Guided Practice Activities

These activities need to be completed with the help of a fluent reader.

Homework Pages

Each Homework Page includes a concise overview of what was covered in that week of instruction. This information can serve as a review for the student and as a synopsis for anyone assisting in the home. This skill review was not designed to be reading practice for the student. Each square in the Tic-Tac-Toe design of the page includes instructions for the student. A fluent reader should be available to assist in reading these instructions if necessary.

Building Words Activities

The student should cut out the accompanying letter cards. A fluent reader should read the Building Words Activity script aloud to the student while the student uses the cards to spell the words. The letter cards include both upper- and lowercase letters. Encourage the student to practice proper capitalization by only using the uppercase letters when necessary.

Independent Practice Activities

These activities are designed to allow the student to complete them independently. In some cases, small portions of the activities below (like instructions) may require minimal involvement by a fluent reader.

Cloze Passages

The student should use the words on the second page of the activity to fill in the blanks on the first page. The passages are designed to include only words that students have learned the necessary skills to read independently.

Building Words Transfer Cards

The Building Words Transfer Card uses words from the Building Words Activity in sentences designed to help students practice reading skills.

Practice Pages

Instructions at the top may need to be read to the student.

Sort and Spell Activities

Sort and Spell activities include three parts: the Word Sort, Fill-in-the-Blank Sentences, and Word Sort Questions. The Word Sort Questions are designed to challenge the student to think critically, so many of these questions will need to be read to the student. The other parts are designed for independent practice.

In the Word Sort, the words can be cut out and moved into the appropriate columns on the sort page. The student could also use the words in the bank as a reference and write the words into the correct columns. The student should use the words from the sort to complete the Fill-in-the-Blank sentences.

Happy Reading and Spelling!

The Reading Horizons Team


For more information, contact your teacher at _____.

Weekly Spelling Homework

Name _____ Date _____

(Form B) LESSON WEEK 28: More Digraphs; Digraph Words with Plural Endings and Multi-Syllabic Words with Digraphs

Spelling Skill: The Digraphs *ck*, *gn*, *kn*, *ph*, and *wr* do not make new sounds but are different spellings for the sounds /k/, /n/, /f/, and /r/. When spelling a word that ends with the Digraphs *ch* or *sh*, add *-es* to make the word plural. When spelling multi-syllabic words with Digraphs, spell the word syllable by syllable using the skills you have learned, and then check the word. If you are still uncertain about any part of the word, prove the word to double-check the pronunciation, or consult a dictionary or an adult to confirm the spelling.

Example Word	<u>Word Bank</u>			
	Skill Words			Most Common Words
 j a c k e t s	+jacket	+wrap	+wrinkle	of
	+knit	+photo	+tickle	to
	+gopher	+buckle	+wring	you
	+wreck	+chap	+gnarl	they
	+knock	+wish	+stitch	one

The plus sign (+) is seen in front of words that can have suffixes *-s* or *-es* added to them to make the words plural. When practicing spelling words with *-s* or *-es*, first prove the root word, then rewrite the word with the suffix, and underline the suffix.

Spelling Tic Tac Toe

Using words from the word bank above, complete at least 3 squares in a row. Show your work on the back of this page in the corresponding squares (e.g., if you choose to complete the activity in square 1, write your response in the grid on the back of this page in the square with the number 1). Return this page to your teacher.

1. Spell and prove two skill words from the word bank.	2. Spell and prove a word that ends with <i>sh</i> or <i>ch</i> from the word bank. Then rewrite the word making it a plural.	3. Spell and prove two skill words from the word bank.
4. Choose a skill word with a Digraph from the word bank. Then write a sentence using the word.	5. Spell and prove three skill words from the word bank.	6. Spell a word from the word bank that has more than one syllable. Then draw a picture to illustrate the meaning of the word.
7. Spell and prove two skill words from the word bank.	8. Spell and prove a word from the word bank. Then rewrite the word, adding a suffix to it. Then write a sentence using the new word.	9. Spell and prove two skill words from the word bank.

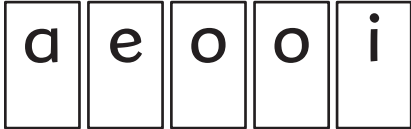
1.	2.	3.
4.	5.	6.
7.	8.	9.

Review Activities Lesson Week 28

Building Words Review Activity for Spelling Lesson Week 28 More Digraphs

42 Sounds Cards (one of the following for each student):

Vowels



Consonants



Skill Review

For skill information, see Instructor Cards for Spelling Lesson Week 28.

Building Words

Let's practice spelling words with all More Digraphs.

1. Say the word **photo**. What beginning sound do you hear? (/f/) Correct. Use the *p-h* Digraph to spell the /f/ sound. Spell the word **photo**. I took a **photo** of the sunset.
2. Spell the word **phase**. We will learn about each **phase** of the moon.
3. Say the word **sign**. What sound do you hear after the long *i* sound, at the end of the word? (/n/) Correct. Words like **sign** use which Digraph to make the /n/ sound? (*gn*) Correct. Spell the word **sign**. Look for the store with the purple **sign**.
4. Say the word **gnat**. What beginning sound do you hear? (/n/) Correct. What is another spelling for the /n/ sound? (the *gn* Digraph) Right. Spell the word **gnat**. There was a **gnat** flying around the fruit bowl.
5. Say the word **sock**. What sound do you hear at the end of the word? (/k/) Correct. Use the *ck* Digraph to spell the /k/ sound. Spell the word **sock**. I am missing one white **sock**.
6. Spell the word **track**. The kids wanted to run around the **track**.
7. Say the word **knock**. What beginning sound do you hear? (/n/) Correct. Use the *kn* Digraph to spell the /n/ sound. Spell the word **knock**. I will **knock** on the door.
8. Change the ending sound in the word **knock** to spell **knot**. His teacher helped him untie the **knot** in his shoelace.
9. Say the word **write**. This word is a verb. What beginning sound do you hear? (/r/) Correct. Use the *wr* Digraph to spell the /r/ sound. Spell the word **write**. I need to **write** a letter to my grandma.
10. Change the vowel sound in the word **write** to spell the word **wrote**. She **wrote** a funny story.

Beat the Clock

Ask students to use the sound cards from this lesson to form as many words as they can in a specific amount of time (1-5 minutes depending on the needs of your students and available time). As an alternative, have students write as many words as they can using the letters in this lesson.

Bonus Activity

Challenge students to write one sentence using multiple words from the lesson. The sentence must make sense.

Transfer

Have students read the words and the sentence from Building Words Transfer Card Lesson Week 28. Check for accuracy and automaticity.

Review Activities Lesson Week 28

Building Words
Review Activity for Spelling Lesson Week 28
More Digraphs

A	E	O	O	I	R	S	T
ck	Gn	Kn	Ph	Wr			

t s r i o o e a

wr ph kn gn ck

Reading Horizons Discovery® Spelling Lesson Week 28
Cloze Passage


Name _____ Date _____

Based on *Reading Horizons Discovery® Little Book "Sir Walter"*

Walter wants to be a knight just like his father, Sir _____. Walter's mother is Lady Zelda. They live in an English manor on a grassy _____ in Knottington far away from any _____.

Walter is twelve years old. He has only one more year until he can work for the Duke of _____. The duke's name is Lord _____.

When Walter turned six years old, he began the first _____ of becoming a _____. During this time, his mother and father taught him many things.



Reading Horizons Discovery® Spelling Lesson Week 28

Cloze Passage

More Digraphs; Digraphs with Plural Endings; Multi-Syllabic Words Word Bank

phase knight Wraith Knottington

Knox knoll beaches

Spelling Lesson Week 28

Building Words Transfer Card

More Digraphs

Words:

photo	phase	sign	gnat	sock
track	knock	knot	write	wrote

Sentence:

Sign your name after you write the note.

Name _____

This activity provides practice proving and reading words with 10 different Digraphs.

Lesson 83: More Digraphs

Each word below uses one of the ten Digraphs. Prove and read each word. The first three words have been done for you.

cāsh

white

chill

sharp

beach

gnome

this

thumb

charm

share

wrench

thick

charge

phase

rock

phone

knife

such

whip

shine

when

Write a sentence with one of the Digraph words listed above. Then read the sentence.

Name _____

To form a plural with words ending in the *ch* and *sh* Digraphs, add *-es*.

Lesson 84: Digraph Words with Plural Endings and Multi-Syllabic Words with Digraphs

To make words that end in the *ch* or *sh* Digraph plural, add *-es* (*benches*, *dishes*). Make the following words plural. Then read each word.

church___ wish___ lunch___

pinch___ itch___ sash___

Prove and read the following words.

shelter phantom approach

Thursday shimmer photograph

Read each of the following sentences. Then circle any Digraph words.

1. Matt saw some gophers eating peaches under a bench.
2. I would like to have a knockwurst sandwich for lunch.

Reading Horizons Discovery® Spelling Lesson Week 28

Sort and Spell 1

Words That Begin with /f/	Words That Begin with /n/	Words That Begin with /r/

Word Bank

ring

photograph

not

wrong

wrinkle

farther

right

forest

nibble

write

knee

gnat

knuckle

pharmacy

knot

Page intentionally left blank.

Name _____ Date _____

Using the words in the Word Sort, fill in the blanks to complete the sentences below.

1. Was that _____ taken at Sandy Beach?

2. A _____ is a very small insect.

3. I tied the bottom of the rope in a _____.

4. She scraped her _____ on a rock.

5. Did you _____ this funny story?

6. There is a _____ in my nice shirt.

7. The small ring did not fit over his _____.

8. We can get vitamins at the _____.

Name _____ Date _____

Using the words in the Word Sort, answer the questions below.

1. Write two words from the sort that sound the same but have different meanings and spellings.

2. Write two words from the sort that have opposite meanings. _____

3. Write two words from the sort that have first syllables that sound the same but are not spelled the same. _____

Word Bank

Write -s or -es to make each of these words plural. Then cut the words out and sort them.

beach__

bench__

crutch__

digraph__

dish__

path__

peach__

photograph__

rock__

sandwich__

sign__

truck__

watch__

wish__

wreath__

Page intentionally left blank.

Reading Horizons Discovery® Spelling Lesson Week 28
Sort and Spell 2

Words Ending in Digraphs: Add -S or -ES to Make a Plural	Plural Words That End in -S	Plural Words That End in -ES

Name _____ Date _____

Using the words in the Word Sort, fill in the blanks to complete the sentences below.

1. We made a lot of _____ for the picnic.

2. Dad broke his leg, so he has to use _____.

3. There are a lot of _____ on that tree.

4. Who is going to wash the _____ after dinner?

5. The _____ on the freeway will lead us to the beach.

6. Grandma has an album full of old _____.

7. She collects all kinds of _____.

8. There are three _____ at the top of the hill.

Name _____ Date _____

Using the words in the Word Sort, answer the questions below.

1. The suffix *-es* is used on words ending in which two Digraphs? _____

2. What is the root of the word *beaches*? _____

3. What is the root of the word *signs*? _____

