



3rd Grade Packet

Letter Groups 1–5
Spelling with C and K

Name: _____

Welcome to the *Reading Horizons Discovery*® Weekly Student Packet! In this packet, you'll find activities that students can do independently along with some activities that require the help of a fluent reader.

Guided Practice Activities

These activities need to be completed with the help of a fluent reader.

Homework Pages

Each Homework Page includes a concise overview of what was covered in that week of instruction. This information can serve as a review for the student and as a synopsis for anyone assisting in the home. This skill review was not designed to be reading practice for the student. Each square in the Tic-Tac-Toe design of the page includes instructions for the student. A fluent reader should be available to assist in reading these instructions if necessary.

Building Words Activities

The student should cut out the accompanying letter cards. A fluent reader should read the Building Words Activity script aloud to the student while the student uses the cards to spell the words. The letter cards include both upper- and lowercase letters. Encourage the student to practice proper capitalization by only using the uppercase letters when necessary.

Independent Practice Activities

These activities are designed to allow the student to complete them independently. In some cases, small portions of the activities below (like instructions) may require minimal involvement by a fluent reader.

Cloze Passages

The student should use the words on the second page of the activity to fill in the blanks on the first page. The passages are designed to include only words that students have learned the necessary skills to read independently.

Building Words Transfer Cards

The Building Words Transfer Card uses words from the Building Words Activity in sentences designed to help students practice reading skills.

Practice Pages

Instructions at the top may need to be read to the student.

Sort and Spell Activities

Sort and Spell activities include three parts: the Word Sort, Fill-in-the-Blank Sentences, and Word Sort Questions. The Word Sort Questions are designed to challenge the student to think critically, so many of these questions will need to be read to the student. The other parts are designed for independent practice.

In the Word Sort, the words can be cut out and moved into the appropriate columns on the sort page. The student could also use the words in the bank as a reference and write the words into the correct columns. The student should use the words from the sort to complete the Fill-in-the-Blank sentences.

Happy Reading and Spelling!

The Reading Horizons Team

For more information, contact your teacher at _____.

Weekly Spelling Homework

Name _____ Date _____

(Form B) Spelling LESSON WEEK 1: Letter Groups 1-5 and Spelling with C and K

Spelling Skill: Words in this lesson will use all 26 letters of the alphabet, and many will focus on how to spell words with the /k/ sound. **Spelling with C and K** teaches that when the vowel sounds *i* and *e* follow the /k/ sound in a word, /k/ is spelled with the letter *k*. When the vowel sounds *a*, *o*, and *u* follow the /k/ sound, /k/ is spelled with the letter *c*.

Example Word	<u>Word Bank</u>			Most Common Words
	Skill Words			
p e g x	peg	ban	jog	one
	mud	quit	zip	there
	kin	cub	nap	the
	tot	led	him	you
	fin	ram	sob	from

Spelling Tic Tac Toe

Using words from the word bank above, complete at least 3 squares in a row. Show your work on the back of this page in the corresponding squares (e.g., if you choose to complete the activity in square 1, write your response in the grid on the back of this page in the square with the number 1). Return this page to your teacher.

1. Spell and mark two skill words from the word bank.	2. Choose five skill words from the word bank, and write them in abc order.	3. Spell and mark two skill words from the word bank.
4. Write a sentence using one MCW and one skill word from the word bank.	5. Spell and mark three skill words from the word bank.	6. Choose one skill word from the word bank. Write the word, then draw a picture to illustrate the meaning of the word.
7. Spell and mark two skill words from the word bank.	8. Write two words from the word bank that have the same vowel sound. Highlight or circle the vowel in each word.	9. Spell and mark two skill words from the word bank.

1.	2.	3.
4.	5.	6.
7.	8.	9.

Review Activities Lesson Week 1

Building Words

Review Activity for Spelling Lesson Week 1
Letter Groups 1-5, Spelling with C and K

A	E	O	U	I	B	C	D
H	K	N	P	T			

d c b i q c p

u n d t

k h

Review Activities Lesson Week 1

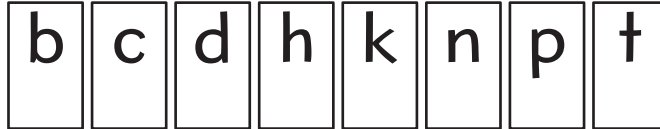
Building Words Review Activity for Spelling Lesson Week 1 Letter Groups 1-5, Spelling with C and K

42 Sounds Cards (one of the following for each student):

Vowels



Consonants



Skill Review

For skill information, see Grade 3 Instructor Cards for Spelling Week 1.

Building Words

Let's start by spelling words with the vowel sound /ă/, using the Sounds Cards.

1. The first word starts with the /n/ sound and ends with the /p/ sound.
Spell the word **nap**. He took a *nap*.
2. Change one letter in *nap* to spell the word **cap**. Make sure that you use the correct letter: c or k.
He is wearing a red *cap*.

Now let's spell words with the vowel sound /ĕ/.

3. Spell the word **ten**. She is *ten* years old.
4. Change one letter in *ten* to spell the name **Ken**. We played with our friend *Ken*.

Now let's spell words with the vowel sound /ŏ/.

5. Spell the word **top**. We sat on the *top* row.
6. Change one letter in *top* to spell the word **hop**. Have you ever wondered why rabbits *hop*?

Now let's spell words with the vowel sound /ŭ/.

7. Spell the word **tub**. I filled the *tub* with water.
8. Change one letter in *tub* to spell the word **cub**. We saw a wolf *cub* at the zoo.

Now let's spell words with the vowel sound /ĭ/.

9. Spell the word **hid**. The dog *hid* my bag.
10. Change one letter in *hid* to spell the word **kid**. A *kid* is a child or a young goat.

Beat the Clock

Ask students to use the Sounds Cards from this lesson to form as many words as they can in a specific amount of time (1-5 minutes depending on the needs of your students).

Bonus Activity

Have students organize their Sounds Cards in alphabetical order.

Transfer

Have students read the words and the sentence from Building Words Transfer Card Lesson Week 1. Check for accuracy and automaticity.

Reading Horizons Discovery® Spelling Lesson Week 1
Cloze Passage

Name _____ Date _____

Sam is a _____, tan _____.

He can _____ and dig in the _____.

_____ is a fat, _____ cat.

He can _____ on your lap or sit in a _____.



Reading Horizons Discovery® Spelling Lesson Week 1
Cloze Passage
Spelling with C and K and Letter Groups 1-5

big

box

dog

Ken

mud

nap

red

run

Spelling Lesson Week 1

Building Words Transfer Card 1

Words:

nap

cap

ten

Ken

top

cop

tub

cub

hid

kid

Sentence:

Ken, the kid, had a red cap.

Name _____


This activity provides practice building words using letters from Letter Groups 1-4.

Lesson 10: Letter Group 4

Choose an ending letter from the box to make a word.
Draw a picture of the word you write.


n g b

ru



n b m

su



d n p

ma



g n t

pe



Name _____

Look at the vowel in each word.
Does the word begin with *c* or *k*?

Lesson 14: Spelling with C and K

Write *c* or *k* at the beginning of each word. Then read each word. Remember: if the word is a name, it begins with a capital letter. The first word has been done for you.

kin

cub

_id

_eg

_op

_im

_ud

_ob

_en

_od

_at

_it

_ed

_up

Name _____

This activity provides practice organizing letters and names by alphabetical order.

Lesson 16: Alphabetical Order

Complete each sequence below with the correct uppercase or lowercase letter.

1. A, B, C, __, E, F

2. __, __, i, j, __, __

3. M, N, __, __

4. q, r, __, __, u

5. v, __, __, __, z

Write the names below in alphabetical order.

Todd

1. _____

Ann

2. _____

Min

3. _____

Reading Horizons Discovery® Spelling Lesson Week 1
Sort and Spell 1
Letter Groups

Sort by Vowel Sound				
a	e	o	u	i

Word Bank

mom	big	van
net	dog	web
egg	ham	quit
job	man	bag
red	jug	sip
mug	pup	hid
log	bug	

Page intentionally left blank.

Name _____ Date _____

Fill in the blanks with the words provided. You will have two options for each blank; select the word that makes the most sense.

1. _____ was in the _____.

(Mom/Man) (log/big) (box/van)

2. The _____ is not a big _____ yet.

(pup/egg) (ham/dog)

3. A fly was in the _____.

(job/web)

4. I had the _____ with _____.

(jug/egg) (pup/ham)

5. Sam _____ his _____.

(hid/quit) (job/mom)

6. The _____ had a _____.

(man/log) (red/box) (web/bag)

7. A _____ was in the box.

(jug/van)

8. I can _____ from the _____.

(sip/bug) (mug/log)

9. The fox _____ in the _____.

(hid/quit) (log/ham)

10. A big _____ went into the _____.

(bug/job) (dog/net)

Name _____ Date _____

Using the words in the Word Sort, answer the questions below.

1. Which word rhymes with the word *leg*? _____

2. Which words rhyme with the word *mug*?

3. Write two pairs of rhyming words with the vowel *o*.

_____ , _____

4. Write three words that rhyme with *bad*.

5. Which word rhymes with *fit*? _____

Word Bank

Write a c or a k to begin each word; then, sort the words into the correct columns.

_ot	_an
_up	_id
_en	_it
_im	_ab
_in	_at
_od	_ut

Page intentionally left blank.

Reading Horizons Discovery® Spelling Lesson Week 1

Sort and Spell 2

Spelling with C and K

Sort by words starting with C and K	
Words Starting with C	Words Starting with K

Name _____ Date _____

Using the words in the Word Sort, fill in the blanks to complete the sentences below.

1. Jim had a nap on the __ot.

2. What lid fit on top of the __an?

3. What is in your __up, Dad?

4. The __id is ten.

5. __en had a pet pig.

6. What is in the __it to fix your __ut?

7. Lin got a __ab for Mom.

8. Meg is __in.

9. When was the __at fed?

10. __im had __od.

Name _____ Date _____

Using the words in the Word Sort, answer the questions below.

1. Which vowels follow the words that begin with the letter *C*? _____

2. Which words have the vowel *o*?

3. How many words begin with the letter *K*? _____

4. Which vowels follow the words that begin with the letter *K*? _____

5. Which words have the vowel *i*?
