



3rd Grade Packet

Special Vowel Sounds *OI/OY*
Special Vowel Sounds *OO/OO*

Name: _____

Welcome to the *Reading Horizons Discovery*® Weekly Student Packet! In this packet, you'll find activities that students can do independently along with some activities that require the help of a fluent reader.

Guided Practice Activities

These activities need to be completed with the help of a fluent reader.

Homework Pages

Each Homework Page includes a concise overview of what was covered in that week of instruction. This information can serve as a review for the student and as a synopsis for anyone assisting in the home. This skill review was not designed to be reading practice for the student. Each square in the Tic-Tac-Toe design of the page includes instructions for the student. A fluent reader should be available to assist in reading these instructions if necessary.

Building Words Activities

The student should cut out the accompanying letter cards. A fluent reader should read the Building Words Activity script aloud to the student while the student uses the cards to spell the words. The letter cards include both upper- and lowercase letters. Encourage the student to practice proper capitalization by only using the uppercase letters when necessary.

Independent Practice Activities

These activities are designed to allow the student to complete them independently. In some cases, small portions of the activities below (like instructions) may require minimal involvement by a fluent reader.

Cloze Passages

The student should use the words on the second page of the activity to fill in the blanks on the first page. The passages are designed to include only words that students have learned the necessary skills to read independently.

Building Words Transfer Cards

The Building Words Transfer Card uses words from the Building Words Activity in sentences designed to help students practice reading skills.

Practice Pages

Instructions at the top may need to be read to the student.

Sort and Spell Activities

Sort and Spell activities include three parts: the Word Sort, Fill-in-the-Blank Sentences, and Word Sort Questions. The Word Sort Questions are designed to challenge the student to think critically, so many of these questions will need to be read to the student. The other parts are designed for independent practice.

In the Word Sort, the words can be cut out and moved into the appropriate columns on the sort page. The student could also use the words in the bank as a reference and write the words into the correct columns. The student should use the words from the sort to complete the Fill-in-the-Blank sentences.

Happy Reading and Spelling!

The Reading Horizons Team


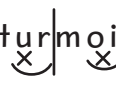
For more information, contact your teacher at _____.

Weekly Spelling Homework

Name _____ Date _____

(Form A) Spelling Lesson Week 27: Special Vowel Sounds *OI/OY* and *OO/OO*

Spelling Skill: Special Vowel Sounds are two vowels that together create a unique vowel sound that is neither long nor short. The sound /oy/ is spelled with two Special Vowel Combinations *o-i* and *o-y*. The *o-i* spelling for /oy/ is only used in the beginning and middle of English words (e.g., *oil, point*), while the *o-y* spelling is most often in the middle and end of words (e.g., *voyage, boy*). This Special Vowel Sound spelled *o-o* is different from the other Special Vowel Sounds since it has one spelling but can represent two slightly different sounds. The first sound is /oo/ as in *zoo*. It is the most common sound for *o-o*. The sound /oo/ as in *zoo* can appear anywhere in a word (e.g., *ooze, soon, too*). The second sound for *o-o* is /oo/ as in *look*. This sound for *o-o* is always in the middle of words (e.g., *good, cook*).

Example Word	<u>Word Bank</u> Skill Words	Most Common Words
joint  turmoil 	joint turmoil hook +boil boy +enjoy understood +bloom school cool coop toy +spoil cartoon +hoist	group through thought they one

The plus sign (+) appears in front of some of the words that can have a suffix added. When practicing spelling words with suffixes, first prove the root word then rewrite the word with the suffix and underline the suffix.

Spelling Tic Tac Toe

Using words from the word bank above, complete at least 3 squares in a row. Show your work on the back of this page in the corresponding squares (e.g., if you choose to complete the activity in square 1, write your response in the grid on the back of this page in the square with the number 1). Return this page to your teacher.

1. Spell and prove two skill words from the word bank.	2. Spell and prove two root words (+) from the word bank. Then rewrite the words adding the <i>-ing</i> suffix to make new words.	3. Spell and prove two skill words from the word bank.
4. Write a sentence using at least one MCW and two skill words from the word bank.	5. Spell and prove three skill words from the word bank.	6. Spell and prove two words from the word bank that you might find in a book about kids.
7. Spell and prove two skill words from the word bank.	8. Spell and prove two words from the word bank in which the <i>oo</i> makes the same sound as in the word <i>zoo</i> .	9. Spell and prove two skill words from the word bank.

1.	2.	3.
4.	5.	6.
7.	8.	9.

Review Activities Lesson Week 27

Building Words

Review Activity for Spelling Lesson Week 27

Special Vowel Sounds O/OY and OO/OO

Oi	Oi	Oy	C	D	H	J	K
N	P	S	T	Th			

k j h d c oy oo oi

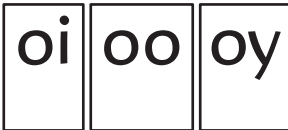
th t s p n

Review Activities Lesson Week 27

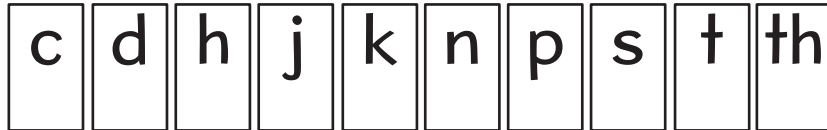
Building Words Review Activity for Spelling Lesson Week 27 Special Vowel Sounds *OI/OY* and *OO/OO*

42 Sounds Cards (one of the following for each student):

Vowels



Consonants



Skill Review

For skill information, see Grade 3 Instructor Cards for Spelling Lesson Week 27.

Building Words

Let's spell words that have the Special Vowel Sound /oi/.

1. Spell the word **join**. You can *join* the team.
2. Spell the word **point**. *Point* to the one you like.
3. Spell the word **oink**. The pig made an *oink* sound.
4. Spell the word **joy**. We wish you happiness and *joy*.

Now let's spell words that have the Special Vowel Sound *o-o*. Remember, this Special Vowel Sound has one spelling that makes two different sounds. Let's begin with the first sound /oo/ as in *zoo*.

5. Spell the word **oops**. Did you say *oops* when you dropped the box?
6. Spell the word **tooth**. I lost a *tooth*.
7. Spell the word **spoon**. Will you please hand me the *spoon*?

Now let's spell words that use the second sound for *o-o*, /oo/, as in *look*. This sound is always in the middle of words and often comes before the letter *k*.

8. Spell the word **cook**. Would you like to *cook* with me?
9. Spell the word **hook**. You can hang your coat on that *hook*.
10. Spell the word **hood**. I like the sweater with the *hood*.

Beat the Clock

Ask students to use the Sounds Cards from this lesson to form as many words as they can in a specific amount of time (1-5 minutes depending on the needs of your students).

Bonus Activity

Have students write sentences using words from the lesson.

Transfer

Have students read the words and the sentence from Building Words Transfer Card Lesson Week 27. Check for accuracy and automaticity.

Reading Horizons Discovery® Spelling Lesson Week 27
Cloze Passage

Name _____ Date _____

_____ wanted to make a _____ soup in the slow
_____. She _____ out her _____ spoon,
some tender _____ steak, a large _____, and some
_____ sauce. She put all of the items in the pot and decided to
read a few chapters from her _____ as it cooked. When it was
done, she sat down to _____ her meal.



Reading Horizons Discovery® Spelling Lesson Week 27

Cloze Passage

Special Vowel Sounds OI/OY and Special Vowel Sounds OO/OO

book

Brook

cooker

enjoy

mushroom

noodle

sirloin

soy

took

wooden

Spelling Lesson Week 27

Building Words Transfer Card 1

Words:

join	point	oink	joy	oops
tooth	spoon	cook	hook	hood

Sentence:

You can join me as I cook with a wooden spoon.


Name _____

This review activity provides practice locating words with previously taught Special Vowel Combinations, Murmur Diphthongs, and Special Vowel Sounds.

Lesson 88: Special Vowel Sounds **OI/OY**

In this word puzzle, find and color words containing the vowel sounds listed below. The words can go up ↑, down ↓, across →, or diagonally ↗ ↘. When you've found all of the words, you'll have only xs and zs left uncolored.

- Color Special Vowel Combinations **blue**: *all, ell, oll, ull, ill; ang, ong, ung, ing; ank, onk, unk, ink.*
- Color Murmur Diphthongs **green**: *ar, or, er, ur, ir.*
- Color Special Vowel Sounds **red**: *au/aw, ou/ow, oi/oy.*



M	O	I	S	T	X	V	H	A	U	N	T
A	W	L	T	Z	B	A	L	L	B	X	Z
A	L	L	U	M	O	U	T	H	O	R	N
S	H	I	R	T	Y	L	Z	F	I	L	L
G	O	W	N	X	Z	T	E	L	L	T	C
R	O	W	S	F	L	I	R	T	S	H	O
O	U	T	T	U	R	N	Z	X	P	A	I
W	Z	X	R	A	W	Z	C	L	O	W	N
L	S	T	A	R	O	Y	H	O	I	S	T
S	O	Y	W	S	E	L	L	B	L	O	W

Name _____

The last two Special Vowel Sounds are double os. They look the same, but they have different sounds. One says /oo/, as in zoo. All the words on this page have the zoo sound.

Lesson 89: Special Vowel Sounds OO and OO

Use these words to fill in the blanks of the sentences below. Then read each sentence. The first sentence has been done for you.

room

food

broom

school

tooth

pool

cool

noon

stool


1. The roof of the school is black.
2. I will be in my _____ reading.
3. Paul swept with a _____.
4. Ling swam in the _____.
5. Omar lost his _____.
6. I like to eat the _____ my dad cooks.
7. The ice felt _____ on my skin.
8. Ethan sat on the _____.
9. We eat lunch at _____.

Name _____

The other sound of oo is /oo/, as in *look*. All of the words on this page have the *look* sound of /oo/.

l  k **Lesson 89: Special Vowel Sounds OO and OO**

Write the Special Vowel Sound on each line. Draw “eyes” inside each *o* to remember that the words on this page have the Special Vowel Sound of “look.” Then write, prove, and read each word in the third column. The first word has been done for you.

book		book
------	---	------

shook		
-------	--	--

look		
------	--	--

hook		
------	--	--

cook		
------	--	--

good		
------	--	--

wood		
------	--	--

Write a sentence with one of the Special Vowel Sound words listed above. Then read the sentence.

Reading Horizons Discovery® Spelling Lesson Week 27

Sort and Spell 1

Special Vowel Sounds *OI/OY*

Sort by Placement of <i>OI/OY</i> Special Vowel Sound		
Beginning of the Word	Middle of the Word	End of the Word

Word Bank

choice	joy	join
oil	soil	enjoy
voyage	foil	boil
boy	toy	employ
annoy	loyal	hoist
moist	spoil	ointment
oyster	point	oink

Page intentionally left blank.

Name _____ Date _____

Using the words in the Word Sort, fill in the blanks to complete the sentences below.

1. The boss will _____ the teenage _____ when he turns sixteen.

2. I will give you first _____ of which _____ shell to open.

3. Playing with the _____ cars brings the children such _____!

4. You should _____ this fruit while it is ripe, before it starts to _____.

5. The ranchers became rich after they found _____ in the ground under the _____.

6. The vet put _____ on the horse's leg before she bandaged it up.

7. The cowgirl will _____ her saddle onto her _____ horse.

8. If you place _____ over your pie crust, it will stay _____ while it bakes.

9. Heat the sauce to the _____ that it starts to _____.

10. Would you like to _____ our _____ across the seas?

Name _____ Date _____

Using the words in the Word Sort, answer the questions below.

1. Which column has the most words?

2. What is the most common spelling for the /oy/ sound in the middle of a word? _____

3. What are the two words in the middle column that have the *oy* spelling for /oy/? _____, _____
What do they have in common besides the *oy* spelling? _____

4. Besides rhyming, what do the words in the last column have in common? _____

5. What do you notice about the words in the first column? _____

Word Bank

too	food	book
cook	took	hook
moon	pool	room
boot	soon	look
wool	wood	hood
stood	good	noon
spoon	smooth	

Page intentionally left blank.

Reading Horizons Discovery® Spelling Lesson Week 27

Sort and Spell 2

Special Vowel Sounds *oo/oo*

Sort by Pronunciation	
<i>/oo/ as in zoo</i>	<i>/oo/ as in look</i>

Name _____ Date _____

Using the words in the Word Sort, fill in the blanks to complete the sentences below.

1. It takes the _____ a little more than 27 days to travel all the way around the Earth.

2. His coat is made of sheep's _____, and it has a _____ to keep his ears warm.

3. Why don't we swim in the _____ at _____ when it's so hot outside.

4. She hangs that _____ made of wood on this _____ next to the knives.

5. I was sitting in the other _____ reading a _____ when you called.

6. It will be time to _____ lunch _____.

7. They _____ some _____ with them on their hike in case they got hungry.

8. Come and _____ at this old cowboy _____. It has a rusted spur on it.

9. The other students waited in line, so I _____ in the line _____.

10. It would be _____ if this desk had a _____ surface.

Name _____ Date _____

Using the words in the Word Sort, answer the questions below.

1. Which words rhyme with *moon*?

_____, _____, _____

2. Which words rhyme with *good*?

_____, _____, _____

3. What are five words from the sort that rhyme with *shook*? _____, _____, _____,

_____, _____

4. What are two words from the sort that refer to time?

_____, _____

5. How many words end with a Special Vowel Sound?
